



2021 | ANNUAL REPORT



ST. CLAIR COUNTY HEALTH DEPARTMENT
3415 28TH STREET
PORT HURON, MCHIGAN 48060



AWARDED
2019 ACCREDITATION
STATUS



Medical Health Officer Message

*"2021 was the year of challenges, adaptability, and resilience!"
-Annette Mercatante, MD, MPH*

COVID-19 mitigation changed rapidly from communication and avoidance to vaccines and treatments. Eligibility and technical criteria for both required continuous updates, reviews and adjustments.

Early in the year, we rolled out mass vaccination clinics, reaching thousands of people over a sort period of time. Aggressive outreach and community collaboration was needed to assure access to new emerging treatments as well. Data collection and evaluation was constant and complex. With a short summer hiatus, new surges and variants in the fall challenged even the most stalwart, requiring our entire team to spend countless hours doing the "assessment, assurance and policy making" that are the core components of public health. None of it was easy, but I want to highlight the amazing capacity and expertise our entire health department displayed, and the tireless energy and support they gave to the health and safety of this community. It was nothing short of spectacular and awe-inspiring! St. Clair County residents will probably never fully know the importance of the work done, nor of the lives saved as a result. I could not be more honored to be part of this Health Department!

Additionally, we came to recognize that this COVID-19 response was not going away, and it needed to be rolled into our daily and routine jobs...so planning and training began for the integration of COVID-19 response and management into the other critical programs we already do. The entire staff made the effort to "reopen" services and to proudly

maintain and strengthen the confidence of our clients as they returned to the health department. The whole world is considering how to proceed with this new infectious agent as our constant companion, and how to respond to the trauma it has created. Such is the case with us...we have to learn how to respond to challenges each new round of transmission brings, and I am confident that this Health Department will do so with skill and professionalism.

Special thanks is due to the following community partners who provided unwavering support and specialty services to vulnerable communities: St. Clair County (SCC) Emergency Management and Director, Justin Westmiller, SCC Community Mental Health, Blue Water Visiting Nurse Association, Council on Aging, Inc., serving SCC, Blue Water Community Action Agency, SCC Community Services Coordinating Body, the Diversity Initiative pf SCC, NAACP and St. Clair County Organized Recreation for Everyone (S.C.O.R.E.), McLaren Port Huron Hospital, Lake Huron Medical Center, Ascension River District Hospital, Tri-Hospital EMS, and the 1380 WPHM Morning Show with Paul Miller ...to name only a few.

We faced each challenge with a commitment to help and with a growing level of trust... something I believe this community will benefit from for years to come. It is likely we will never look or feel the same after this pandemic, but together we will face that challenge successfully!

Yours in Health,

A handwritten signature in black ink, appearing to read "Annette Mercatante".

2021 About Us



In October, 1942, the St. Clair County Board of Supervisors established the City and County Coordinated Health Department. Since then, the St. Clair County Health Department has evolved with the mission reflected in Michigan’s Public Health Code to continually and diligently endeavor to prevent disease, prolong life, and promote the public health through organized programs.

Mission

St. Clair County Health Department is the trusted local public health expert.

Vision

To promote and protect public health through assessment, planning, and response so that the public can achieve optimal wellbeing.

For more information About Us, Visit [HERE](#)

2021 Administration



Annette Mercatante, MD, MPH
Medical Health Officer



Greg Brown, BS, RS
Administrator



Liz King, RN, BSN
Director of Nursing &
Community Health



Steve Demick, BS, RS
Environmental Health Director



Jennifer Michaluk, M.Ed., CHES
Director of Health Education &
Planning



Diane Lois, BS, RS
Emergency Preparedness
Coordinator



Wendy Pierce, BA
Financial Services Manager

For More Information on Administration, Visit [HERE](#)

2021 Board of Health



Marie J. Muller
Chair (Member since 02/98)



John Jones
Vice Chair (Member since 06/10)



Dr. Sushma Reddy
(Member since 01/22)



Monica Stadel
(Member since 02/15)



Arnold E. Koontz
(Member since 07/16)

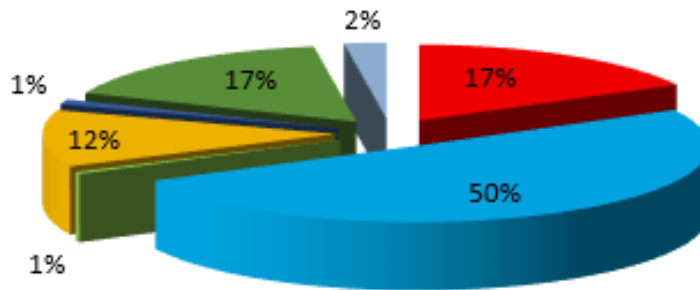


Lisa M. Beedon, Commissioner
BOC Rep. (Member since 01/21)


For more information on the Board of Health, Visit [HERE](#)

2021 Financial Summary

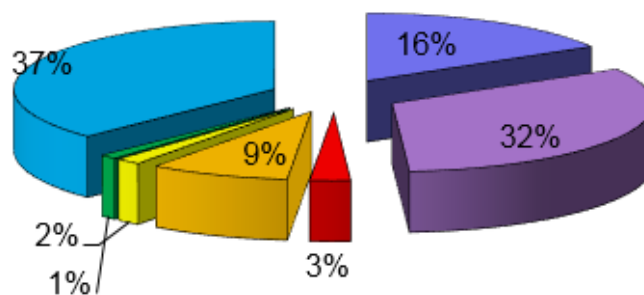
2021 Health Department Revenues




Total Revenues: \$10,055,858




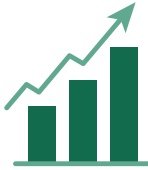









2021 Health Department Expenditures



Total Expenditures: \$8,216,653



2021 COVID-19 Pandemic Response

<p>Employee Time</p>  <p>46,870 HOURS ASSOCIATED with COVID-19 Response</p> <p>4,204 COVID-19 Overtime Hours</p>	<p>COVID-19 Cases</p>  <p>24,042 Total Cases</p> <p>2,312 People Monitored</p>  <p>29,932 Case Investigations</p> <p>486 COVID-19 Related Deaths</p>
<p>Vaccines for St. Clair County Residents</p>  <p>51,774 COVID-19 VACCINES</p>	
<p>Testing</p> <p>10,347 TESTS CONDUCTED AT SCCHD</p> <p>88 COVID-19 TESTING EVENTS</p>	<p>Communication</p> <p>39 FACEBOOK LIVE</p> <p>424 Complaints Received</p>  <p>26,188 Calls (Approx.)</p>  <p>6,400 Emails(Approx.)</p> 
<p>Planning & Response Meetings</p> <p>125 SCCHD LEADERSHIP MEETINGS</p>  <p>48 MDHHS/Local Health Department Conference Calls</p>  <p>96 REGION 2 NORTH HEALTHCARE COALITION CONFERENCE CALLS</p> <p>9 LONG-TERM CARE/CONGREGATE LIVING CONFERENCE CALLS</p> <p>10 HEALTHCARE PROVIDER CONFERENCE CALLS</p> <p>31 SCCHD FIELD SITE/ ASSESSMENT MEETINGS</p>  <p>29 EPR REGIONAL AND STATE CALLS</p> 	

2021 Emergency Preparedness, Planning & Response (EPR)

It's difficult to quantify the activities and service that this division provided to the health department as well as outside businesses and agencies. The data is already represented within this report. We have outlined our direct contributions for 2021 below to better provide a sense of the EPR's departmental and divisional responsibilities and tasks performed in support of COVID-19.

Developed and/or Implemented COVID-19 Response

- Complaint and Inquiry Process and Database
- Business (General Workforce) Restart Guidance and Checklists
- Clinic Site Identification, Selection and Development
- Job Action Guides, Logs and Checklists
- Clinic Site Floor Diagrams and Flow Algorithms
- Recruitment, Orientation and Training of Volunteer Workforce
- Clinic Staffing and Scheduling



Managed

- St. Clair County MIVolunteer Registry (368 Volunteers–Approx.)
- Michigan Health Alert Network (MIHAN)
- SCCHD Emergency Assets and Inventories
- Distribution of Over 40,000+ Masks
- Temporary Storage and Distribution of Federal Assets



2021 Emergency Preparedness, Planning & Response (EPR)

Supported COVID-19 Logistical Onsite Operations

- Vaccination Sites
- Testing Clinics
- SCCHD Emergency Coordination Center
- Drive-Thru Clinic Sites
- Alternate Dispensing Sites (Partner Agencies)
- Monoclonal Antibody Infusion Center
- Public Information Team (Logistics and Supplies)

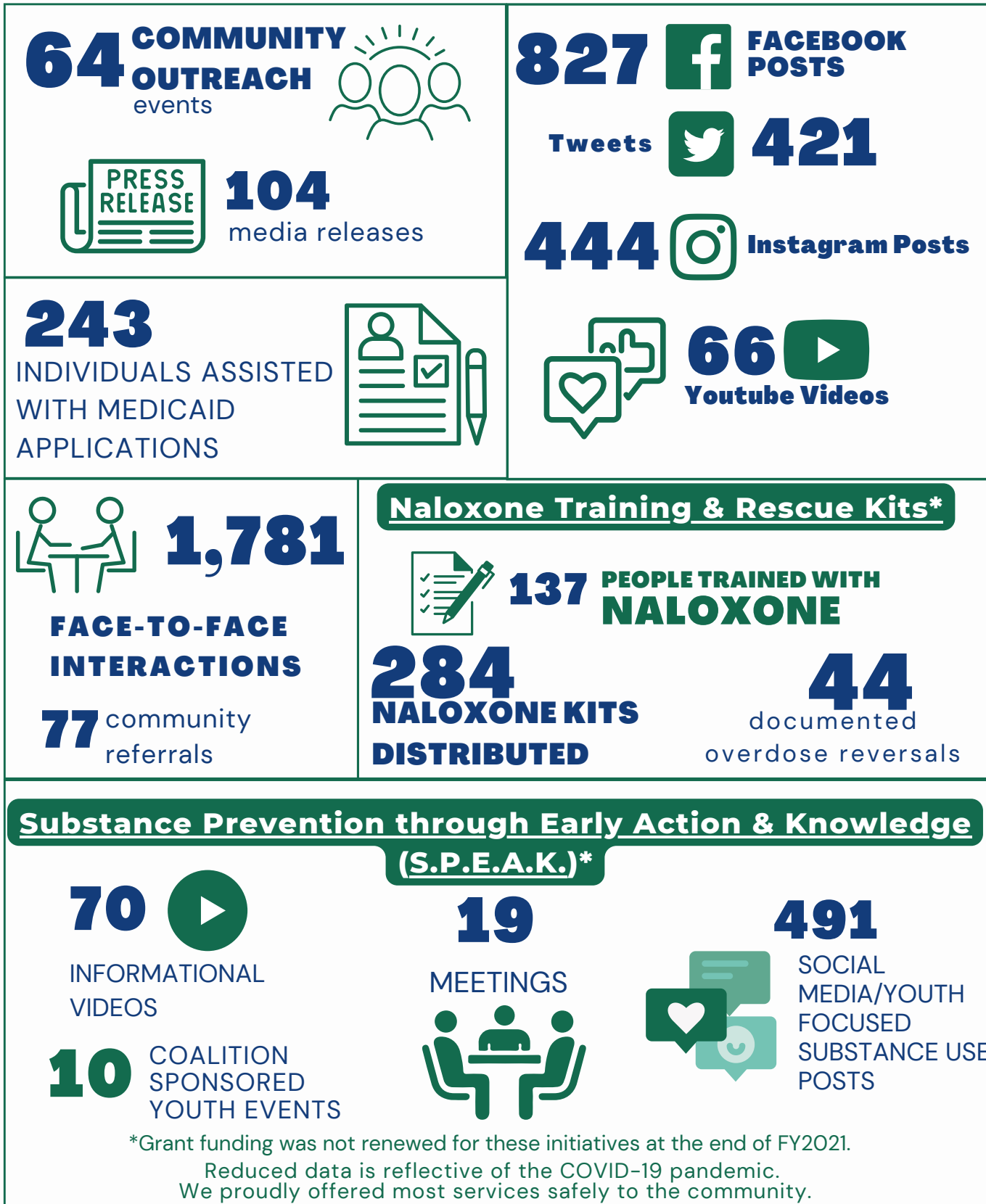
COVID-19 Clinic Site Supplies: Identified, Readied, Coordinated and Transport Assured

- Print Materials
- Radios and Site Manager Bags
- Office Supplies, Laptops and Ancillary Equipment
- Signage and Client Flow Supplies
- Durable Equipment (Wheelchairs, Screens, Cots, Vests, ID's, Medical Cabinets, Thermometers, etc.)



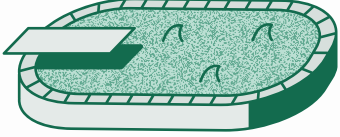












For more information on EPR, Visit [HERE](#)

2021 Community Health Education & Outreach



2021 Environmental Health Services

 <p>1,095 bacterial surface WATER TESTS</p> <p>1,520  drinking water samples analyzed</p>	 <p>74 PUBLIC CAMPGROUND & SWIMMING POOL INSPECTIONS</p>
 <p>1402 SEPTIC SYSTEM INSPECTIONS/ SERVICES</p>	 <p>259 Well Water Inspected</p>
 <p>900 FREEDOM OF INFORMATION REQUESTS</p>	<p>468 SOIL EROSION & SEDIMENT Control inspections </p> <p>100 Radon test kits distributed </p> <p>70 Lead based paint inspections at homes and Child Care Centers </p>
 <p>416 RESTAURANT INSPECTIONS</p> <p>32  PLAN REVIEWS FOR NEW OR REMODELED</p>	 <p>84 TEMPORARY FOOD SERVICE INSPECTIONS</p> <p>85  FOOD COMPLAINT INVESTIGATIONS</p> <p>Reduced data is reflective of the COVID-19 pandemic. We proudly offered most services safely to the community.</p>

2021 Individual & Family Health Services

Communicable Disease

743 COMMUNICABLE DISEASE investigations



4 

Outbreak Investigations
(Non-COVID-19)

229

TB SKIN TESTS



6

TB BLOOD TESTS

Maternal & Infant Health Program (MIHP)

381
NURSE VISITS

257
Enrollments

561
Social Work Visits



3,134

INFANTS,
CHILDREN,
TEENS, &
ADULTS
VACCINATIONS



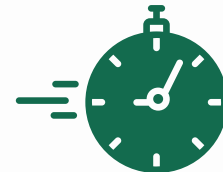
Hepatitis C

358 CONVENTIONAL TESTS




19

Rapid
Hepatitis C Tests



THE EXCHANGE - Syringe Service Program

64,170
SYRINGES
DISPENSED



255
ENCOUNTERS

463
INDIVIDUALS
SERVED






28
MOBILE events



41,820
SYRINGES
RETURNED

Reduced data is reflective of the COVID-19 pandemic.
We proudly offered most services safely to the community.

2021 Individual & Family Health Services

<p>Condom Distribution</p> <p>167 CONDOM KITS DISTRIBUTED </p> <p>10,612 CONDOMS</p> <p>5 COMMUNITY PARTNERS</p>	<p>Title X Family Planning</p> <p>314 FEMALE CLIENTS</p> <p>81 MALE CLIENTS</p> <p>41 IMPLANTS </p>
<p>STI (Sexually Transmitted Diseases)</p> <p>676 STI TESTING APPOINTMENTS</p> <p>294 STI TREATMENTS</p> <p>413 STI INVESTIGATIONS</p>	
<p>Lead Testing Program</p> <p>3  LEAD CASE MANAGEMENT HOME VISITS</p>	<p>Children's Special Health Care Services (CSHCS)</p> <p>563 AVERAGE MONTHLY CASE LOAD </p> <p>10 AVERAGE MONTHLY CASE MANAGEMENT VISITS</p> <p>7 AVERAGE MONTHLY CARE COORDINATION VISITS </p>
<p>Vision & Hearing Screenings</p> <p> 842 PRESCHOOL AGE (3-5) VISION SCREENINGS</p> <p>4 SCHOOL AGE (1,3,5,7,9) VISION SCREENINGS</p> <p>19 SCHOOL AGE (K,2,4) HEARING SCREENINGS </p> <p>758 PRESCHOOL AGE (3-5) HEARING SCREENINGS</p> <p>Reduced data is reflective of the COVID-19 pandemic. We proudly offered most services safely to the community.</p>	

2021 Teen Health

1,153

MEDICAL VISITS



402

STI TESTS

261

PHYSICAL EXAMS



32

+ STI TESTS

1,087

**VACCINATIONS
(NON-COVID)**



32

STI'S TREATED ONSITE

Services Provided: August 2020–December 2021



688

**MENTAL HEALTH
VISITS IN SCHOOL
(PORT HURON)**

387

**MENTAL HEALTH
VISITS IN SCHOOL
(ALGONAC)**




101

**MENTAL HEALTH
VISITS IN SCHOOL
(CAPAC)**

3 

SESSIONS OF LINKING
EDUCATION & AWARENESS
OF DEPRESSION AND
SUICIDE (LEADS)



3 **STI
PRESENTATIONS**

3 SCHOOLS

248 STUDENTS



1 SCHOOL
70 STUDENTS

0

**SESSIONS OF
SIGNS OF SUICIDE
(SOS)**

Reduced data is reflective of the COVID-19 pandemic.
We proudly offered most services safely to the community.

2021 Women, Infants & Children (WIC)

Enrollment & Participation



2,848

MONTHLY ENROLLMENT



84.8%

AVERAGE MONTHLY CLIENT PARTICIPATION

62%
OF CLIENTS INITIATED BREASTFEEDING



17%
OF CLIENTS BREASTFED THROUGH 6 MONTHS



92
WIC CLIENTS VISITED IN HOSPITALS

86
MOMS CONNECTED TO WIC



0
LEAD SCREENINGS



0
FLUORIDE APPLICATIONS



0
VACCINES ADMINISTERED IN WIC



WIC Connect Mobile App

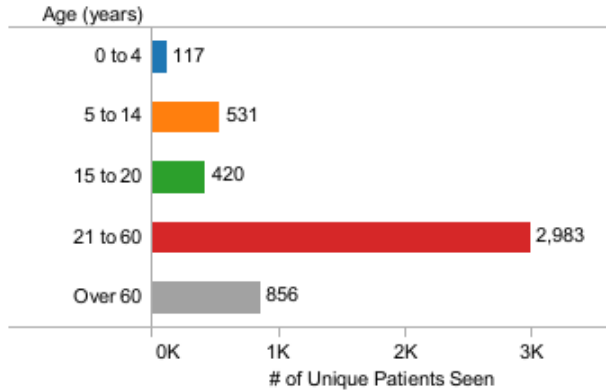


Potential and current WIC clients can use the phone application to track benefits, eligibility, schedule appointments and much more!


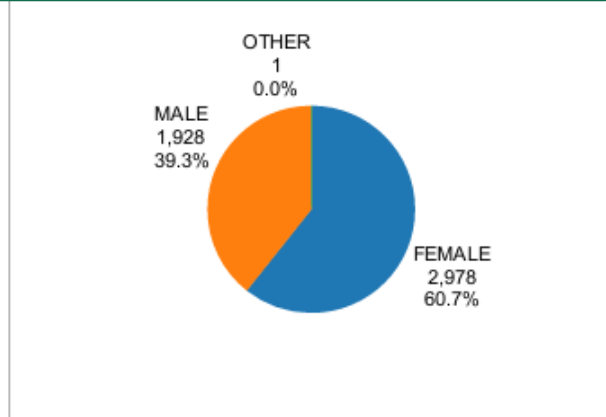
Reduced data is reflective of the COVID-19 pandemic. We proudly offered most services safely to the community.

2021 My Community Dental Center (MCDC)

Unique Patients by Age



Unique Patients by Gender

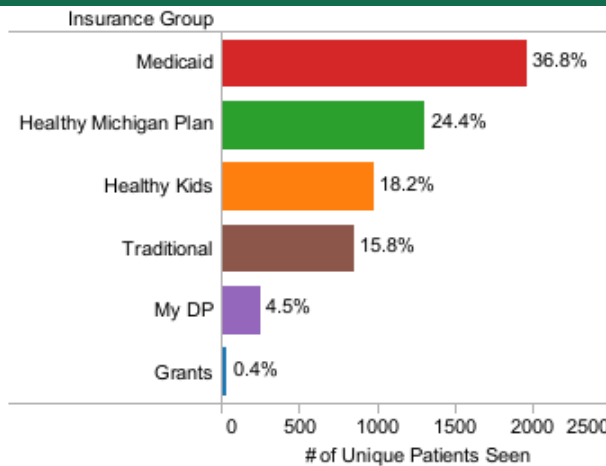


12,645
office visits

4,907
unique patients



Unique Patients by Insurance



For more information on My Community Dental Centers, Visit [HERE](#)



ST. CLAIR COUNTY 
HEALTH DEPARTMENT
Our Community. Our Environment.

www.scchealth.co |     follow @scchdmi

Prepared by:
The Health Education Division